



2023-2024

CROWLEY INDEPENDENT SCHOOL DISTRICT



Deer Creek Elementary Quality Report

Comprehensive Accountability System

Metrics that Matter to our Community

DISTRICT-ASSIGNED SCHOOL QUALITY RATING **TBD**

2023-2024 ACADEMICS

3RD GRADE MATH

Approaches	Meets	Masters
62%	38%	11%

5TH GRADE READING (Board Goal) ★

Approaches	Meets	Masters
77%	49%	23%

TEA Rating: TBD
Baseline Year 2023

Positive Student BEHAVIOR 5


★ (Board Goal)

% of students with no suspensions



Student DISCIPLINE

Discipline Incidents



● In-school suspension ● Out-of-school suspension

SCHOOL ENVIRONMENT

Student ENROLLMENT

TOTAL 764



TEACHER Information 5

Teacher-to-Student Ratio



1:22

Teacher Student

Teacher Tenure

21

0-4 Years

31

5+ Years

52 TEACHERS ON CAMPUS

STUDENT SUPPORTS 5

SOCIAL EMOTIONAL LEARNING SUPPORTS

Counselors	✓
SEL Specialists	✓
Interventionists	✓

AFTER SCHOOL PROGRAMS

21st Century ACE	
Clayton Youth Enrichment	✓
Tutorials	✓

Parent and Student ENGAGEMENT OPPORTUNITIES

PARENT INVOLVEMENT 5


• PTA • Donuts with Dad • Dragon University

STUDENT CLUBS 5

- Running Club
- Yoga Club
- Volleyball Club
- Lego Club
- Hispanic Arts
- Leadership
- Fine Arts
- STEM Club



Attendance PERCENTAGE 4



Campus COMMUNICATION



SOCIAL MEDIA

TEXTS/CALLS



SKYWARD GRADES



ClassDojo



NEWSLETTERS



2023-2024

CROWLEY INDEPENDENT SCHOOL DISTRICT



Deer Creek Elementary Quality Report

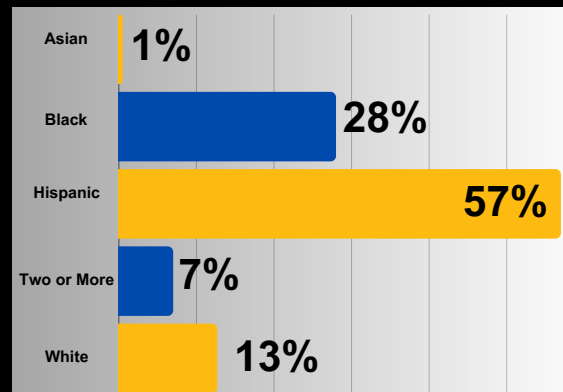
Comprehensive Accountability System



Crowley ISD School Board

Our aspiration in Crowley ISD is to ensure that all students have access to a GREAT SCHOOL and are provided excellent educational experiences so that they achieve their full potential. When our students graduate from Crowley ISD, they will leave with more than a diploma. They will leave with choices and opportunities. We designed this School Quality Report (SQR) to highlight metrics that matter and to share with our community the areas of progress, the areas of opportunity, and the comprehensive quality of each school in Crowley ISD. This SQR is our effort to increase transparency by synthesizing the quantitative metrics with qualitative parent voices to provide a complete assessment of school quality.

CAMPUS DEMOGRAPHICS



Economically DISADVANTAGED

74%

RUBRIC SCALE

- 1** NEEDS ATTENTION
- 2** AVERAGE
- 3** GOOD
- 4** EXCEPTIONAL
- 5** GREAT



“ What I love most about Deer Creek is the inclusivity. All the different cultures are represented and celebrated. I feel like they do an excellent job with making all children feel loved, valued, and appreciated whether in the classroom, on the playground, or community events.
Jael, Deer Creek Parent ”

“ What I love most about Deer Creek Elementary is the sense of community that we foster every day. It's a place where students, staff, and families come together to support one another, and where every child is encouraged to reach their full potential. Being a part of this school has profoundly impacted me, reminding me daily of the power of education to transform lives and the importance of nurturing each child's unique journey.
Diana, Deer Creek Teacher ”

“ I like a lot of things about Deer Creek. I like how it is a school that I feel comfortable in. People are very kind there and it makes me feel welcomed.
Nicholas, Deer Creek Student ”

Visit <http://crowleyisdtx.org> for more details regarding our rubric.



GRADED ON 2023-2024 DATA

CROWLEY INDEPENDENT SCHOOL DISTRICT

Crowley ISD Quality Report

Comprehensive Accountability System Rubric

Metrics that Matter to our Community

RUBRIC SCALE

- 1** NEEDS ATTENTION
- 2** AVERAGE
- 3** GOOD
- 4** EXCEPTIONAL
- 5** GREAT

FINANCE FUND BALANCE

- 1** Less than 9%
- 2** 10-14%
- 3** 14-17%
- 4** 18-19%
- 5** 20%

GRADUATION RATE

- 1** 89% or less
- 2** 89-90%
- 3** 90-92%
- 4** 93-94%
- 5** 95% or greater

DISTRICT-ASSIGNED SCHOOL QUALITY RATING

- 1** F
- 2** D
- 3** C
- 4** B
- 5** A

TEACHER INFORMATION

Total # of 5 plus year teachers divided by the total # of teachers to get the percentage

- 1** 10-19%
- 2** 20-38%
- 3** 39-48%
- 4** 49-59%
- 5** 60% or greater

College, Career and Military Readiness (CCMR)

- 1** 60-70%
- 2** 71-80%
- 3** 81-90%
- 4** 91-94%
- 5** 95% or greater

SCHOOL ENVIRONMENT

POSITIVE STUDENT BEHAVIOR

ELEMENTARY

- 1** 85 or less
- 2** 86-89
- 3** 90-91
- 4** 92-94
- 5** 95 or greater

SECONDARY

- 1** 69%
- 2** 70-73%
- 3** 74-84%
- 4** 85-91%
- 5** 92% or greater

STUDENT SUPPORTS

ELEMENTARY

- 1** 1 out of 6
- 2** 2 out of 6
- 3** 3 out of 6
- 4** 4 out of 6
- 5** 5 out of 6

SECONDARY

- 1** 2 or less
- 3** 3 out of 6
- 5** 4 out of 5

ATTENDANCE PERCENTAGE

ELEMENTARY

- 1** 85% or less
- 2** 86-89%
- 3** 90-92%
- 4** 93-94%
- 5** 95% or greater

SECONDARY

- 1** 69%
- 2** 70-73%
- 3** 74-84%
- 4** 85-91%
- 5** 92% or greater

PARENT AND STUDENT ENGAGEMENT OPPORTUNITIES

Parent Involvement

- 1** 0 **5** 2 or more
- 2** 1

Student Clubs

- 1** 0 **5** 5 or more
- 2** 1 **3** 3-4

REFER TO SECONDARY RATINGS FOR DISTRICT

Visit <http://crowleyisdtx.org> for more details

